

20 001 706

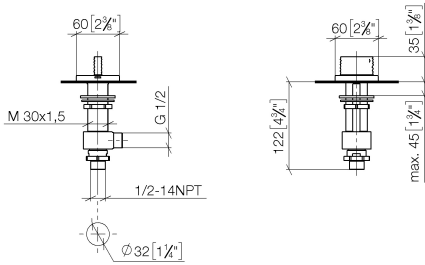
- with WAVES structure
- hole diameter 32 mm
- rosette 60 x 60 mm
- with hot marking



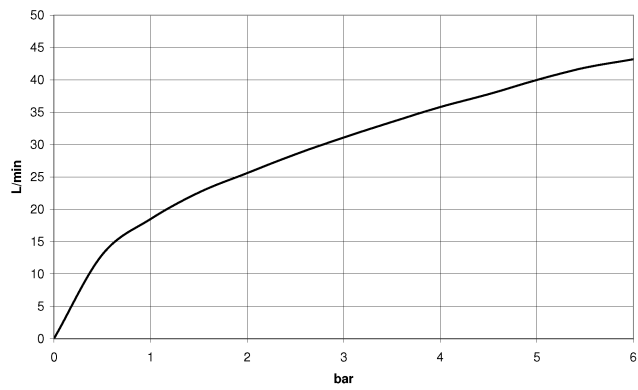
	Champagne (22kt Gold)	20 001 706-47
	Chrome	20 001 706-00
	Brushed Platinum	20 001 706-06
	Dark Chrome	20 001 706-19
	Brushed Champagne (22kt Gold)	20 001 706-46
	Brushed Dark Platinum	20 001 706-99

20 001 706

mm [inches]



Flow rate chart

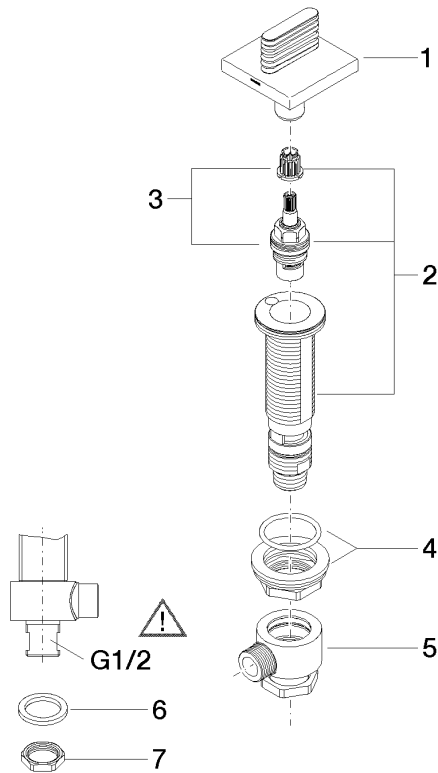


Certificates

WRAS\_2103001.

20 001 706

Parts for other finishes can be found here: [Chrome](#)



### Spare parts list

No.	Item Number	Name	Quantity used	Delivery time
1	90 20 70 055 05-47	handle ( hot )	1	30
2	04 17 11 058 32 90	side panel	1	2
3	90 90 03 132 00 90	top	1	2
4	04 23 10 032 78 90	fixing set	1	2
5	04 17 11 023 10 90	distributor	1	2
6	90 23 30 040 00-47	threaded connector	1	30
7	09 30 11 059 90	disc	1	2
8	09 23 10 012 90	nut	1	2